



District Report Card: 2017


State: Tripura	District: Sepahijala
Class: 8	Subject: Language
Schools: 51	Students: 1039


Participation/Coverage


Students

<div>GENDER</div> <div></div>	Boys		Girls	
	Number	%	Number	%
	471	45.33	568	54.67

<div>AREA</div> <div></div>	Rural		Urban	
	Number	%	Number	%
	946	91.05	93	8.95

<div>CATEGORY</div> <div></div>	SC		ST		OBC		GEN	
	Number	%	Number	%	Number	%	Number	%
	173	16.65	240	23.10	198	19.06	428	41.19

<div>CWSN</div> <div></div>	LD	VI	HI	S&LD	ID	Oth
	0	1	0	2	0	28

<div>Management</div> <div></div>	Government		Government-aided	
	Number	%	Number	%
	1039	100.00	0	0.00

Average Performance of Students in Language (%)

Overall	Gender		Area		Management		Social Group			
	Male	Female	Rural	Urban	Govt.	Aided	SC	ST	OBC	GEN
54.82	54.44	55.14	54.35	59.64	54.82	0.00	57.65	43.58	60.07	57.55

Performance on Learning Outcomes (LOs)

Learning Outcomes	Description	Average Performance(%)
L813	Read textual/non-textual materials with comprehension and identifies the details, characters, main idea and sequence of ideas and events while reading	54.82

Range of Performance of Students who Answered Correctly							
Below 30%		30% - 50%		50% - 75%		Above 75%	
Number	%	Number	%	Number	%	Number	%
159	15.30	269	25.89	409	39.36	202	19.44

Lowest Performing Learning Outcomes (LOs)

1 - Read textual/non-textual materials with comprehension and identifies the details, characters, main idea and sequence of ideas and events while reading (54.82)